

Control Switch

K22,25,30 Series



Pilot Light



Non-Illuminated
Push Button Switch



Illuminated
Push Button Switch



Illuminated
Selector Switch



Non-Illuminated
Selector Switch




Key Switch




Illuminated
Emergency Stop Switch



Non-Illuminated
Emergency Stop Switch



Illuminated
Mushroom Push Button Switch



Non-Illuminated
Mushroom Push Button Switch



Illuminated
Full Guard



Non-Illuminated
Full Guard



Buzzer

Human-Machine
Interface

Control Switch

K22,25,30 Series

Part Number Description

K		1	2	3	4	5	6
1	Operator Type	22 : Ø22	25 : Ø25	30 : Ø30			
2	Bezel Type	1 : Pilot Light 4 : 2 Step Selector 6 : 2 Step Key BZ : Buzzer	2 : Momentary 5 : 3 Step Selector 7 : 3 Step Key	3 : Maintained 8 : Emergency Stop			
3	Illumination & Shape	1 : Non-Illuminated Round 4 : Illumination Round 7 : Illumination Round(LED) A : Standard Operator Round C : Illumination Operator Round	2 : Non - Illuminated Rectangular 5 : Illumination Square 8 : Illumination Square(LED) B : Standard Operator Square D : Illumination Operator Square	6 : Illumination Rectangular (I/O) 9 : Illumination Rectangular (LED, I/O)			
4	Color	R : Red B : Blue	G : Green K : Black	Y : Yellow W : White			
5	Second Standard	RE : Non-Illuminated Extended N29 : Ø29 AL : ALGuard B65 : P-Full Guard Ø60 C29 : Meta Full Guard Ø29 S2R : 2 Step Auto Short Lever S3R : 3 Step Right Auto Short Lever L2R : 2 Step Auto Long Lever L3R : 3 Step Right Auto Long Lever RX : Pilot New Flat	RF : Illuminated Pilot Flat N40 : Ø40 B29 : P-Full Guard Ø29 C40 : Meta Full Guard Ø40 S3LR : 3 Step Both Auto Short Lever L3LR : 3 Step Both Auto Long Lever L : Long Lever DR : Directions(Arrow)	N65 : Ø65 B40 : P-Full Guard Ø40 C65 : Meta Full Guard Ø65 S3L : 3 Step Left Auto Short Lever L3L : 3 Step Left Auto Long Lever			
6	Rated Voltage	Switch None : No Voltage 110VAC	24VDC 220VAC	110VDC			
		Buzzer 12/24VDC	90/240VAC				

☞ Aluminum guard type is available for Push buttons, Selector switches and key switches.

Example) AL guard type K22-21R --> K22-21R AL

AL guard type K22-24R 220VAC --> K22-24R 220VAC AL

☞ Emergency reset and mushroom head type (N40, N29...) model is not available for AL guard option.

General Specification


Contact Ratings	Material	Ag alloy			
	voltage	AC 1	AC 3	DC 1	
		24V	10A	10A	6A
	Rated Current	48V	10A	10A	3A
		110V	10A	6A	2A
		250V	6A	4A	1A
		440V	2A	1.5A	-
	Life Cycles	Mechanical	Min. 200,000		
		Electrical	Min. 2,000,000 (Emergency, Selector : Min. 500,000)		
	Minimum Switching Current		10A		
Minimum Switching Voltage		440VAC			
Contact Resistance		50mΩ			
Illumination	Normal Current	AC	Filament	160mA	
			LED	15mA	
	DC	Filament	50mA		
		LED	15mA		
	Life Cycles	Filament	Min. 1,000hrs		
		LED	Min. 50,000hrs		
General Ratings	Dielectric Strength		1,800VAC for 1 minute		
	Degree of Protection		IP40 (RX IP54)		
	Insulation Resistance		Min. 100MΩ (500VDC)		
	Freequency of Alteration		30 / 1 Minute		
	Ambient Temperature		-25°C ~ + 70°C (with no icing)		
	Torque		0.8N·m (8.16kgf·m)		
Buzzer	Size		Ø22mm : K22-BZ	Ø25mm : K25-BZ	
	Supply Voltage		90VAC ~ 240VAC	12VDC ~ 24VDC	
	Power Consumption		Max. 5W		
	Maximum Output		Max. 1W		
	Sound Levels		80(dB) 1 minute		
	Degree of Protection		IP40		
	Sound Type		continuous	interrupted	
	Tightening Torque		0.8N·m (8.16kgf·cm)		

☞ Specifications and materials can be changed without prior notice for the enhancement of the quality.

Control Switch


K22,25,30 Series

Product Selection

Operator Type	Panel Cutting Hole	Shape	Contact Form	Color	Part Number	Rated Voltage
Illuminated LED Pilot Light + "BA9S" Filament 	Ø22	Round	-	Red	K22-14R	24VDC 110VAC 220VAC
				Green	K22-14G	
				Blue	K22-14B	
				Yellow	K22-14Y	
				White	K22-14W	
		Round Flat	-	Red	K22-14R RF	24VDC 110VAC 220VAC
				Green	K22-14G RF	
				Blue	K22-14B RF	
				Yellow	K22-14Y RF	
				White	K22-14W RF	
	Round New Flat	-	Red	K22-14R RX	24VDC 110VAC 220VAC	
			Green	K22-14G RX		
			Blue	K22-14B RX		
			Yellow	K22-14Y RX		
			White	K22-14W RX		
	Ø25	Square	-	Red	K22-15R	24VDC 110VAC 220VAC
				Green	K22-15G	
				Blue	K22-15B	
				Yellow	K22-15Y	
				White	K22-15W	
Square Directions (Arrow)		-	Red	K22-15R DR	24VDC 110VAC 220VAC	
			Green	K22-15G DR		
			Blue	K22-15B DR		
			Yellow	K22-15Y DR		
			White	K22-15W DR		
	Round	-	Red	K25-14R	24VDC 110VAC 220VAC	
			Green	K25-14G		
			Blue	K25-14B		
			Yellow	K25-14Y		
			White	K25-14W		
	Round Flat	-	Red	K25-14R RF	24VDC 110VAC 220VAC	
			Green	K25-14G RF		
			Blue	K25-14B RF		
			Yellow	K25-14Y RF		
			White	K25-14W RF		
Round New Flat	-	Red	K25-14R RX	24VDC 110VAC 220VAC		
		Green	K25-14G RX			
		Blue	K25-14B RX			
		Yellow	K25-14Y RX			
		White	K25-14W RX			
Square	-	Red	K25-15R	24VDC 110VAC 220VAC		
		Green	K25-15G			
		Blue	K25-15B			
		Yellow	K25-15Y			
		White	K25-15W			
Square Directions (Arrow)	-	Red	K25-15R DR	24VDC 110VAC 220VAC		
		Green	K25-15G DR			
		Blue	K25-15B DR			
		Yellow	K25-15Y DR			
		White	K25-15W DR			

Product Selection

Operator Type	Panel Cutting Hole	Shape	Contact Form	Color	Part Number	Rated Voltage
Illuminated LED Pilot Light + "BA9S" Filament	Ø30	Round	-	Red	K30-14R	24VDC 110VAC 220VAC
				Green	K30-14G	
				Blue	K30-14B	
				Yellow	K30-14Y	
				White	K30-14W	
		Round Flat		Red	K30-14R RF	24VDC 110VAC 220VAC
				Green	K30-14G RF	
				Blue	K30-14B RF	
				Yellow	K30-14Y RF	
				White	K30-14W RF	



Human-Machine
Interface


Control Switch

K22,25,30 Series

Product Selection

Operator Type	Panel Cutting Hole	Shape	Contact Form	Color	Part Number	Rated Voltage
Illuminated LED Pilot Light + "BA9S-K" LED	Ø22	Round	-	Red	K22-17R	24VDC 110VAC 220VAC
				Green	K22-17G	
				Blue	K22-17B	
				Yellow	K22-17Y	
				White	K22-17W	
		Round Flat	-	Red	K22-17R RF	24VDC 110VAC 220VAC
				Green	K22-17G RF	
				Blue	K22-17B RF	
				Yellow	K22-17Y RF	
				White	K22-17W RF	
	Round New Flat	-	Red	K22-17R RX	24VDC 110VAC 220VAC	
			Green	K22-17G RX		
			Blue	K22-17B RX		
			Yellow	K22-17Y RX		
			White	K22-17W RX		
	Ø25	Square	-	Red	K22-18R	24VDC 110VAC 220VAC
				Green	K22-18G	
				Blue	K22-18B	
				Yellow	K22-18Y	
				White	K22-18W	
Square Directions (Arrow)		-	Red	K22-18R DR	24VDC 110VAC 220VAC	
			Green	K22-18G DR		
			Blue	K22-18B DR		
			Yellow	K22-18Y DR		
			White	K22-18W DR		
	Round	-	Red	K25-17R	24VDC 110VAC 220VAC	
			Green	K25-17G		
			Blue	K25-17B		
			Yellow	K25-17Y		
			White	K25-17W		
	Round Flat	-	Red	K25-17R RF	24VDC 110VAC 220VAC	
			Green	K25-17G RF		
			Blue	K25-17B RF		
			Yellow	K25-17Y RF		
			White	K25-17W RF		
Round New Flat	-	Red	K25-17R RX	24VDC 110VAC 220VAC		
		Green	K25-17G RX			
		Blue	K25-17B RX			
		Yellow	K25-17Y RX			
		White	K25-17W RX			
Square	-	Red	K25-18R	24VDC 110VAC 220VAC		
		Green	K25-18G			
		Blue	K25-18B			
		Yellow	K25-18Y			
		White	K25-18W			
Square Directions (Arrow)	-	Red	K25-18R DR	24VDC 110VAC 220VAC		
		Green	K25-18G DR			
		Blue	K25-18B DR			
		Yellow	K25-18Y DR			
		White	K25-18W DR			

Product Selection

Operator Type	Panel Cutting Hole	Shape	Contact Form	Color	Part Number	Rated Voltage
Illuminated LED Pilot Light + "BA9S-K" LED 	Ø30	Round	-	Red	K30-17R	24VDC 110VAC 220VAC
				Green	K30-17G	
				Blue	K30-17B	
				Yellow	K30-17Y	
				White	K30-17W	
		Round Flat		Red	K30-17R RF	24VDC 110VAC 220VAC
				Green	K30-17G RF	
				Blue	K30-17B RF	
				Yellow	K30-17Y RF	
				White	K30-17W RF	

Human-Machine Interface


Control Switch

K22,25,30 Series

Product Selection

Operator Type	Panel Cutting Hole	Shape	Contact Form	Color	Part Number	Rated Voltage		
Momentary Non-Illuminated Push Button Switch	Ø22	Round	1N/O	Red	K22-21R	-		
				Green	K22-21G			
				Blue	K22-21B			
				Yellow	K22-21Y			
				White	K22-21W			
				Black	K22-21K			
		Square	1N/O	Red	K22-22R	-		
				Green	K22-22G			
				Blue	K22-22B			
	Square Directions (Arrow)	1N/O	Yellow	K22-22Y	-			
			White	K22-22W				
			Black	K22-22K				
			Red	K22-22R DR		-		
			Green	K22-22G DR				
			Blue	K22-22B DR				
	Yellow	K22-22Y DR						
	Ø25	Round	1N/O	Red	K25-21R	-		
				Green	K25-21G			
Blue				K25-21B				
Yellow				K25-21Y				
White				K25-21W				
Black				K25-21K				
Square				1N/O	Red		K25-22R	-
					Green		K25-22G	
					Blue		K25-22B	
Square Directions (Arrow)		1N/O	Yellow	K25-22Y	-			
			White	K25-22W				
			Black	K25-22K				
			Red	K25-22R DR		-		
			Green	K25-22G DR				
			Blue	K25-22B DR				
Yellow		K25-22Y DR						
Ø30		Round	1N/O	Red	K30-21R	-		
				Green	K30-21G			
	Blue			K30-21B				
	Yellow			K30-21Y				
	White			K30-21W				
	Black			K30-21K				

Product Selection

Operator Type	Panel Cutting Hole	Shape	Contact Form	Color	Part Number	Rated Voltage
Momentary Illuminated Push Button Switch + "BA9S" Filament 	Ø22	Round	1N/O	Red	K22-24R	24VDC 110VAC 220VAC
				Green	K22-24G	
				Blue	K22-24B	
				Yellow	K22-24Y	
				White	K22-24W	
		Round Flat	1N/O	Red	K22-24R RF	24VDC 110VAC 220VAC
				Green	K22-24G RF	
				Blue	K22-24B RF	
				Yellow	K22-24Y RF	
				White	K22-24W RF	
		Square	1N/O	Red	K22-25R	24VDC 110VAC 220VAC
				Green	K22-25G	
				Blue	K22-25B	
				Yellow	K22-25Y	
		Square Directions (Arrow)	1N/O	Red	K22-25R DR	24VDC 110VAC 220VAC
				Green	K22-25G DR	
Blue	K22-25B DR					
Yellow	K22-25Y DR					
Ø25	Ø25	Round	1N/O	Red	K25-24R	24VDC 110VAC 220VAC
				Green	K25-24G	
				Blue	K25-24B	
				Yellow	K25-24Y	
				White	K25-24W	
		Round Flat	1N/O	Red	K25-24R RF	24VDC 110VAC 220VAC
				Green	K25-24G RF	
				Blue	K25-24B RF	
				Yellow	K25-24Y RF	
				White	K25-24W RF	
		Square	1N/O	Red	K25-25R	24VDC 110VAC 220VAC
				Green	K25-25G	
				Blue	K25-25B	
				Yellow	K25-25Y	
		Square Directions (Arrow)	1N/O	Red	K25-25R DR	24VDC 110VAC 220VAC
				Green	K25-25G DR	
Blue	K25-25B DR					
Yellow	K25-25Y DR					
Ø30	Ø30	Round	1N/O	Red	K30-24R	24VDC 110VAC 220VAC
				Green	K30-24G	
				Blue	K30-24B	
				Yellow	K30-24Y	
				White	K30-24W	
		Round Flat	1N/O	Red	K30-24R RF	24VDC 110VAC 220VAC
				Green	K30-24G RF	
				Blue	K30-24B RF	
				Yellow	K30-24Y RF	
				White	K30-24W RF	


Human-Machine Interface






Control Switch

K22,25,30 Series

Product Selection

Operator Type	Panel Cutting Hole	Shape	Contact Form	Color	Part Number	Rated Voltage
Momentary Illuminated Push Button Switch + "BA9S-K" LED 	Ø22	Round	1N/O	Red	K22-27R	24VDC 110VAC 220VAC
				Green	K22-27G	
				Blue	K22-27B	
				Yellow	K22-27Y	
				White	K22-27W	
		Round Flat	1N/O	Red	K22-27R RF	24VDC 110VAC 220VAC
				Green	K22-27G RF	
				Blue	K22-27B RF	
				Yellow	K22-27Y RF	
				White	K22-27W RF	
		Square	1N/O	Red	K22-28R	24VDC 110VAC 220VAC
				Green	K22-28G	
				Blue	K22-28B	
				Yellow	K22-28Y	
				White	K22-28W	
		Square Directions (Arrow)	1N/O	Red	K22-28R DR	24VDC 110VAC 220VAC
Green	K22-28G DR					
Blue	K22-28B DR					
Yellow	K22-28Y DR					
White	K22-28W DR					
	Ø25	Round	1N/O	Red	K25-27R	24VDC 110VAC 220VAC
				Green	K25-27G	
				Blue	K25-27B	
				Yellow	K25-27Y	
				White	K25-27W	
		Round Flat	1N/O	Red	K25-27R RF	24VDC 110VAC 220VAC
				Green	K25-27G RF	
				Blue	K25-27B RF	
				Yellow	K25-27Y RF	
				White	K25-27W RF	
		Square	1N/O	Red	K25-28R	24VDC 110VAC 220VAC
				Green	K25-28G	
				Blue	K25-28B	
				Yellow	K25-28Y	
				White	K25-28W	
		Square Directions (Arrow)	1N/O	Red	K25-28R DR	24VDC 110VAC 220VAC
Green	K25-28G DR					
Blue	K25-28B DR					
Yellow	K25-28Y DR					
White	K25-28W DR					
	Ø30	Round	1N/O	Red	K30-27R	24VDC 110VAC 220VAC
				Green	K30-27G	
				Blue	K30-27B	
				Yellow	K30-27Y	
				White	K30-27W	
		Round Flat	1N/O	Red	K30-27R RF	24VDC 110VAC 220VAC
				Green	K30-27G RF	
				Blue	K30-27B RF	
				Yellow	K30-27Y RF	
				White	K30-27W RF	









Product Selection

Operator Type	Panel Cutting Hole	Shape	Contact Form	Color	Part Number	Rated Voltage
Push-Selector 	Ø22	Round	1N/O + 1N/C	Black	K22-21S	24VDC 110VAC 220VAC
				Black	K22-21SG	
	Ø25	Round	1N/O + 1N/C	Black	K25-21S	
				Black	K25-21SG	
	Ø30	Round	1N/O + 1N/C	Black	K30-21S	
				Black	K30-21SG	
Illuminated I/O Switch + "BA9S" Filament 	Ø22	Rectangular	1N/O + 1N/C		K22-26D	24VDC 110VAC 220VAC
	Ø25	Rectangular	1N/O + 1N/C		K25-26D	
Illuminated I/O Switch + "BA9S+KY" LED 	Ø22	Rectangular	1N/O + 1N/C		K22-29D	24VDC 110VAC 220VAC
	Ø25	Rectangular	1N/O + 1N/C		K25-29D	









Control Switch

K22,25,30 Series

Product Selection

Operator Type	Shape	Head Type	Contact Form	Color	Selector Type	Operator Function	Part Number	Rated Voltage	
Non-Illuminated Selector Switch (2 Position)	Ø22 Round	Knob Type	1N/O	Black	Maintained		K22-41K	-	
				Red			K22-41R		
				Green			K22-41G		
				Yellow			K22-41Y		
				Blue			K22-41B		
		Lever Type	1N/O	Maintained		Black	K22-41K-L	-	
						Red	K22-41R-L		
						Green	K22-41G-L		
						Yellow	K22-41Y-L		
						Blue	K22-41B-L		
	Ø22 Square	Knob Type	1N/O	Spring Return	Black	Spring Return		K22-41K-S2R	-
					Red			K22-41R-S2R	
					Green			K22-41G-S2R	
					Yellow			K22-41B-S2R	
					Blue			K22-41Y-S2R	
		Lever Type	1N/O	Spring Return		Black	K22-41K-L2R	-	
						Red	K22-41R-L2R		
						Green	K22-41G-L2R		
						Yellow	K22-41Y-L2R		
						Blue	K22-41B-L2R		
Ø22 Square	Knob Type	1N/O	Maintained	Black	Maintained		K22-42K	-	
				Red			K22-42R		
				Green			K22-42G		
				Yellow			K22-42Y		
				Blue			K22-42B		
	Lever Type	1N/O	Maintained		Black	K22-42K-L	-		
					Red	K22-42R-L			
					Green	K22-42G-L			
					Yellow	K22-42Y-L			
					Blue	K22-42B-L			
Ø22 Square	Knob Type	1N/O	Spring Return	Black	Spring Return		K22-42K-S2R	-	
				Red			K22-42R-S2R		
				Green			K22-42G-S2R		
				Yellow			K22-42Y-S2R		
				Blue			K22-42B-S2R		
Lever Type	1N/O	Spring Return		Black	K22-42K-L2R	-			
				Red	K22-42R-L2R				
				Green	K22-42G-L2R				
				Yellow	K22-42Y-L2R				
				Blue	K22-42B-L2R				

Product Selection














Operator Type	Shape	Head Type	Contact Form	Color	Selector Type	Operator Function	Part Number	Rated Voltage
Illuminated Selector Switch (2 Position) + "BA7S" Filament	Ø22 Round	Knob Type	1N/O	Red	Maintained		K22-44R	24VDC 110VAC 220VAC
				Green			K22-44G	
				Yellow			K22-44Y	
				Blue	K22-44B			
				Red	Spring Return		K22-44R-S2R	24VDC 110VAC 220VAC
				Green			K22-44G-S2R	
	Yellow	K22-44Y-S2R						
	Blue	K22-44B-S2R						
	Ø22 Square	Knob Type	1N/O	Red	Maintained		K22-45R	24VDC 110VAC 220VAC
				Green			K22-45G	
				Yellow			K22-45Y	
				Blue	K22-45B			
Red				Spring Return		K22-45R-S2R	24VDC 110VAC 220VAC	
Green						K22-45G-S2R		
Yellow	K22-45Y-S2R							
Blue	K22-45B-S2R							
Illuminated Selector Switch (2 Position) + "BA7S - K" LED	Ø22 Round	Knob Type	1N/O	Red	Maintained		K22-47R	24VDC 110VAC 220VAC
				Green			K22-47G	
				Yellow			K22-47Y	
				Blue	K22-47B			
				Red	Spring Return		K22-47R-S2R	24VDC 110VAC 220VAC
				Green			K22-47G-S2R	
	Yellow	K22-47Y-S2R						
	Blue	K22-47B-S2R						
	Ø22 Square	Knob Type	1N/O	Red	Maintained		K22-48R	24VDC 110VAC 220VAC
				Green			K22-48G	
				Yellow			K22-48Y	
				Blue	K22-48B			
Red				Spring Return		K22-48R-S2R	24VDC 110VAC 220VAC	
Green						K22-48G-S2R		
Yellow	K22-48Y-S2R							
Blue	K22-48B-S2R							

Human-Machine Interface










Control Switch

K22,25,30 Series

Product Selection

Operator Type	Shape	Head Type	Contact Form	Color	Selector Type	Operator Function	Part Number	Rated Voltage
Non-Illuminated Selector Switch (3 Position) 	Ø22 Round	Knob Type	2N/O	Black	Maintained		K22-51K	-
				Red			K22-51R	
				Green			K22-51G	
				Yellow			K22-51Y	
				Blue			K22-51B	
				Black	Left Auto		K22-51K-S3L	
				Red			K22-51R-S3L	
				Green			K22-51G-S3L	
				Yellow			K22-51Y-S3L	
				Blue			K22-51B-S3L	
				Black	Right Auto		K22-51K-S3R	
				Red			K22-51R-S3R	
		Green	K22-51G-S3R					
		Yellow	K22-51Y-S3R					
		Blue	K22-51B-S3R					
		Black	Both Auto		K22-51K-S3LR			
		Red			K22-51R-S3LR			
		Green			K22-51G-S3LR			
		Yellow			K22-51Y-S3LR			
		Blue			K22-51B-S3LR			
		Black	Maintained		K22-51K-L			
		Red			K22-51R-L			
		Green			K22-51G-L			
		Yellow			K22-51Y-L			
Blue	K22-51B-L							
Black	Left Auto		K22-51K-L3L					
Red			K22-51R-L3L					
Green			K22-51G-L3L					
Yellow			K22-51Y-L3L					
Blue			K22-51B-L3L					
Black	Right Auto		K22-51K-L3R					
Red			K22-51R-L3R					
Green			K22-51G-L3R					
Yellow			K22-51Y-L3R					
Blue			K22-51B-L3R					
Black	Both Auto		K22-51K-L3LR					
Red			K22-51R-L3LR					
Green			K22-51G-L3LR					
Yellow			K22-51Y-L3LR					
Blue			K22-51B-L3LR					
Black	Maintained		K22-51K-L					
Red			K22-51R-L					
Green			K22-51G-L					
Yellow			K22-51Y-L					
Blue			K22-51B-L					
Black	Left Auto		K22-51K-L3L					
Red			K22-51R-L3L					
Green			K22-51G-L3L					
Yellow			K22-51Y-L3L					
Blue			K22-51B-L3L					
Black	Right Auto		K22-51K-L3R					
Red			K22-51R-L3R					
Green			K22-51G-L3R					
Yellow			K22-51Y-L3R					
Blue			K22-51B-L3R					
Black	Both Auto		K22-51K-L3LR					
Red			K22-51R-L3LR					
Green			K22-51G-L3LR					
Yellow			K22-51Y-L3LR					
Blue			K22-51B-L3LR					

Product Selection










Operator Type	Shape	Head Type	Contact Form	Color	Selector Type	Operator Function	Part Number	Rated Voltage		
Non-Illuminated Selector Switch (3 Position) 	Ø22 Square	Knob Type	2N/O	Black	Maintained		K22-52K	-		
				Red			K22-52R			
				Green			K22-52G			
				Yellow			K22-52Y			
				Blue			K22-52B			
				Black	Left Auto		K22-52K-S3L			
				Red			K22-52R-S3L			
				Green			K22-52G-S3L			
				Yellow			K22-52Y-S3L			
				Blue			K22-52B-S3L			
				Black	Right Auto		K22-52K-S3R			
				Red			K22-52R-S3R			
		Green	K22-52G-S3R							
		Yellow	K22-52Y-S3R							
		Blue	K22-52B-S3R							
		Black	Both Auto		K22-51K-S3LR					
		Red			K22-51R-S3LR					
		Green			K22-51G-S3LR					
		Yellow			K22-51Y-S3LR					
		Blue			K22-51B-S3LR					
		Lever Type	2N/O	Knob Type	2N/O	Black	Maintained		K22-52K-L	-
						Red			K22-52R-L	
						Green			K22-52G-L	
						Yellow			K22-52Y-L	
Blue	K22-52B-L									
Black	Left Auto						K22-52K-L3L			
Red				K22-52R-L3L						
Green				K22-52G-L3L						
Yellow				K22-52Y-L3L						
Blue				K22-52B-L3L						
Black	Right Auto				K22-52K-L3R					
Red					K22-52R-L3R					
Green		K22-52G-L3R								
Yellow		K22-52Y-L3R								
Blue		K22-52B-L3R								
Black	Both Auto		K22-51K-L3LR							
Red			K22-51R-L3LR							
Green			K22-51G-L3LR							
Yellow			K22-51Y-L3LR							
Blue			K22-51B-L3LR							

Human-Machine Interface

Control Switch


K22,25,30 Series

Product Selection

Operator Type	Shape	Head Type	Contact Form	Color	Selector Type	Operator Function	Part Number	Rated Voltage
Illuminated Selector Switch (3 Position) + "BA7S" Filament 	Ø22 Round			Red	Maintained		K22-54R	24VDC 110VAC 220VAC
				Green			K22-54G	
				Yellow			K22-54Y	
				Blue			K22-54B	
				White			K22-54W	
				Red	Left Auto		K22-54R-S3L	24VDC 110VAC 220VAC
				Green			K22-54G-S3L	
				Yellow			K22-54Y-S3L	
				Blue			K22-54B-S3L	
				Blue			K22-54W-S3L	
	Red	Right Auto		K22-54R-S3R	24VDC 110VAC 220VAC			
	Green			K22-54G-S3R				
	Yellow			K22-54Y-S3R				
	Blue			K22-54B-S3R				
	Blue			K22-54W-S3R				
	Red	Both Auto		K22-54R-S3LR	24VDC 110VAC 220VAC			
	Green			K22-54G-S3LR				
	Yellow			K22-54Y-S3LR				
	Blue			K22-54B-S3LR				
	Blue			K22-54W-S3LR				
	Ø22 Square			Red	Maintained		K22-55R	24VDC 110VAC 220VAC
				Green			K22-55G	
				Yellow			K22-55Y	
				Blue			K22-55B	
				Blue			K22-55W	
				Red	Left Auto		K22-55R-S3L	24VDC 110VAC 220VAC
				Green			K22-55G-S3L	
				Yellow			K22-55Y-S3L	
				Blue			K22-55B-S3L	
				Blue			K22-55W-S3L	
	Red	Right Auto		K22-55R-S3R	24VDC 110VAC 220VAC			
	Green			K22-55G-S3R				
	Yellow			K22-55Y-S3R				
	Blue			K22-55B-S3R				
	Blue			K22-55W-S3R				
	Red	Both Auto		K22-55R-S3LR	24VDC 110VAC 220VAC			
	Green			K22-55G-S3LR				
	Yellow			K22-55Y-S3LR				
	Blue			K22-55B-S3LR				
	Blue			K22-55W-S3LR				

Product Selection

Operator Type	Shape	Head Type	Contact Form	Color	Selector Type	Operator Function	Part Number	Rated Voltage
Illuminated Selector Switch (3 Position) + "BA7S - K" LED	Ø22 Round			Red	Maintained		K22-57R	24VDC 110VAC 220VAC
				Green			K22-57G	
				Yellow			K22-57Y	
				Blue			K22-57B	
				Blue			K22-57W	
				Red	Left Auto		K22-57R-S3L	24VDC 110VAC 220VAC
				Green			K22-57G-S3L	
				Yellow			K22-57Y-S3L	
				Blue			K22-57B-S3L	
				Blue			K22-57W-S3L	
	Red	Right Auto		K22-57R-S3R	24VDC 110VAC 220VAC			
	Green			K22-57G-S3R				
	Yellow			K22-57Y-S3R				
	Blue			K22-57B-S3R				
	Blue			K22-57W-S3R				
	Red	Both Auto		K22-57R-S3LR	24VDC 110VAC 220VAC			
	Green			K22-57G-S3LR				
	Yellow			K22-57Y-S3LR				
	Blue			K22-57B-S3LR				
	Blue			K22-57W-S3LR				
	Ø22 Square			Red	Maintained		K22-58R	24VDC 110VAC 220VAC
				Green			K22-58G	
				Yellow			K22-58Y	
				Blue			K22-58B	
				Blue			K22-58W	
				Red	Left Auto		K22-58R-S3L	24VDC 110VAC 220VAC
				Green			K22-58G-S3L	
				Yellow			K22-58Y-S3L	
				Blue			K22-58B-S3L	
				Blue			K22-58W-S3L	
	Red	Right Auto		K22-58R-S3R	24VDC 110VAC 220VAC			
	Green			K22-58G-S3R				
	Yellow			K22-58Y-S3R				
	Blue			K22-58B-S3R				
	Blue			K22-58W-S3R				
	Red	Both Auto		K22-58R-S3LR	24VDC 110VAC 220VAC			
	Green			K22-58G-S3LR				
	Yellow			K22-58Y-S3LR				
	Blue			K22-58B-S3LR				
	Blue			K22-58W-S3LR				







Human-Machine Interface










Control Switch

K22,25,30 Series

Product Selection

Operator Type	Shape	Head Type	Contact Form	Color	Selector Type	Operator Function	Part Number	Rated Voltage	
Non-Illuminated Selector Switch (2 Position)	Ø25 Round	Knob Type	1N/O	Black	Maintained		K25-41K	-	
				Red			K25-41R		
				Green			K25-41G		
				Yellow			K25-41Y		
				Blue			K25-41B		
		Lever Type	1N/O	Maintained	90°	Black	K25-41K-S2R		
						Red	K25-41R-S2R		
						Green	K25-41G-S2R		
						Yellow	K25-41Y-S2R		
						Blue	K25-41B-S2R		
	Ø25 Square	Knob Type	1N/O	Spring Return	Black	Spring Return		K25-41K-L	-
					Red			K25-41R-L	
					Green			K25-41G-L	
					Yellow			K25-41Y-L	
					Blue			K25-41B-L	
		Lever Type	1N/O	Spring Return	90°	Black	K25-41K-L2R		
						Red	K25-41R-L2R		
						Green	K25-41G-L2R		
						Yellow	K25-41Y-L2R		
						Blue	K25-41B-L2R		
Ø25 Square	Knob Type	1N/O	Maintained	Black	Maintained		K25-42K	-	
				Red			K25-42R		
				Green			K25-42G		
				Yellow			K25-42Y		
				Blue			K25-42B		
	Lever Type	1N/O	Maintained	90°	Black	K25-42K-S2R			
					Red	K25-42R-S2R			
					Green	K25-42G-S2R			
					Yellow	K25-42Y-S2R			
					Blue	K25-42B-S2R			
Lever Type	1N/O	Spring Return	90°	Black	Spring Return		K25-42K-L	-	
				Red			K25-42R-L		
				Green			K25-42G-L		
				Yellow			K25-42Y-L		
				Blue			K25-42B-L		
Lever Type	1N/O	Spring Return	90°	Black	K25-42K-L2R				
				Red	K25-42R-L2R				
				Green	K25-42G-L2R				
				Yellow	K25-42Y-L2R				
				Blue	K25-42B-L2R				

Product Selection

Operator Type	Shape	Head Type	Contact Form	Color	Selector Type	Operator Function	Part Number	Rated Voltage	
Illuminated Selector Switch (2 Position) + "BA7S" Filament	Ø25 Round	Knob Type	1N/O	Red	Maintained		K25-44R	24VDC 110VAC 220VAC	
				Green			K25-44G		
				Blue			K25-44Y		
				Yellow			K25-44B		
				White			K25-44W		
				Red	K25-44R-S2R				
	Ø25 Square	Knob Type	1N/O	Red	Spring Return		K25-44G-S2R	24VDC 110VAC 220VAC	
				Green			K25-44Y-S2R		
				Blue			K25-44B-S2R		
				Yellow			K25-44W-S2R		
				White			K25-44W-S2R		
				Red	Maintained		K25-45R		24VDC 110VAC 220VAC
				Green			K25-45G		
				Blue			K25-45Y		
Yellow	K25-45B								
White	K25-45W								
Red	K25-45R-S2R								
Illuminated Selector Switch (2 Position) + "BA7S - K" LED	Ø25 Round	Knob Type	1N/O	Red	Maintained		K25-47R	24VDC 110VAC 220VAC	
				Green			K25-47G		
				Blue			K25-47Y		
				Yellow			K25-47B		
				White			K25-47W		
				Red	K25-47R-S2R				
	Ø25 Square	Knob Type	1N/O	Red	Spring Return		K25-47G-S2R	24VDC 110VAC 220VAC	
				Green			K25-47Y-S2R		
				Blue			K25-47B-S2R		
				Yellow			K25-47W-S2R		
				White			K25-47W-S2R		
				Red	Maintained		K25-48R		24VDC 110VAC 220VAC
				Green			K25-48G		
				Blue			K25-48Y		
Yellow	K25-48B								
White	K25-48W								
Red	K25-48R-S2R								
Ø25 Square	Knob Type	1N/O	Red	Spring Return		K25-48G-S2R	24VDC 110VAC 220VAC		
			Green			K25-48Y-S2R			
			Blue			K25-48B-S2R			
			Yellow			K25-48B-S2R			
			White			K25-48W-ST2R			

Human-Machine Interface












Control Switch

K22,25,30 Series

Product Selection

Operator Type	Shape	Head Type	Contact Form	Color	Selector Type	Operator Function	Part Number	Rated Voltage			
Non-Illuminated Selector Switch (3 Position)	Ø25 Round	Knob Type	2N/O	Black	Maintained		K25-51K	-			
				Red			K25-51R				
				Green			K25-51G				
				Yellow			K25-51Y				
				Blue			K25-51B				
				Black			K25-51K-S3L				
			Red	K25-51R-S3L	Left Auto		K25-51G-S3L	-			
			Yellow	K25-51Y-S3L							
			Blue	K25-51B-S3L							
			Black	K25-51K-S3R			Right Auto			K25-51R-S3R	-
			Red	K25-51R-S3R							
			Green	K25-51G-S3R							
		Yellow	K25-51Y-S3R								
		Blue	K25-51B-S3R								
		Black	K25-51K-S3LR	Both Auto		K25-51R-S3LR		-			
		Red	K25-51R-S3LR								
		Green	K25-51G-S3LR								
		Yellow	K25-51Y-S3LR								
		Blue	K25-51B-S3LR								
		Black	K25-51K-L			Maintained			K25-51R-L	-	
		Red	K25-51R-L								
		Green	K25-51G-L								
		Yellow	K25-51Y-L								
		Blue	K25-51B-L								
Black	K25-51K-L3L	Left Auto		K25-51R-L3L	-						
Red	K25-51R-L3L										
Green	K25-51G-L3L										
Yellow	K25-51Y-L3L										
Blue	K25-51B-L3L										
Black	K25-51K-L3R			Right Auto			K25-51R-L3R	-			
Red	K25-51R-L3R										
Green	K25-51G-L3R										
Yellow	K25-51Y-L3R										
Blue	K25-51B-L3R										
Black	K25-51K-L3LR	Both Auto			K25-51R-L3LR		-				
Red	K25-51R-L3LR										
Green	K25-51G-L3LR										
Yellow	K25-51Y-L3LR										
Blue	K25-51B-L3LR										

Product Selection










Operator Type	Shape	Head Type	Contact Form	Color	Selector Type	Operator Function	Part Number	Rated Voltage	
Non-Illuminated Selector Switch (3 Position) 	Ø25 Square	Knob Type	2N/O	Black	Maintained		K25-52K	-	
				Red			K25-52R		
				Green			K25-52G		
				Yellow			K25-52Y		
				Blue			K25-52B		
				Black	Left Auto		K25-52K-S3L		
				Red			K25-52R-S3L		
				Green			K25-52G-S3L		
				Yellow			K25-52Y-S3L		
				Blue			K25-52B-S3L		
		Black	Right Auto		K25-52K-S3R				
		Red			K25-52R-S3R				
		Green			K25-52G-S3R				
		Yellow			K25-52Y-S3R				
		Blue			K25-52B-S3R				
		Black	Both Auto		K25-51K-S3LR				
		Red			K25-51R-S3LR				
		Green			K25-51G-S3LR				
		Yellow			K25-51Y-S3LR				
		Blue			K25-51B-S3LR				
Lever Type	2N/O	Knob Type	2N/O	Black	Maintained		K25-52K-L	-	
				Red			K25-52R-L		
				Green			K25-52G-L		
				Yellow			K25-52Y-L		
				Blue			K25-52B-L		
		Lever Type	2N/O	Lever Type	2N/O	Black	Left Auto		K25-52K-L3L
						Red			K25-52R-L3L
						Green			K25-52G-L3L
						Yellow			K25-52Y-L3L
						Blue			K25-52B-L3L
Lever Type	2N/O	Lever Type	2N/O	Black	Right Auto		K25-52K-L3R		
				Red			K25-52R-L3R		
				Green			K25-52G-L3R		
				Yellow			K25-52Y-L3R		
				Blue			K25-52B-L3R		
Lever Type	2N/O	Lever Type	2N/O	Black	Both Auto		K25-51K-L3LR		
				Red			K25-51R-L3LR		
				Green			K25-51G-L3LR		
				Yellow			K25-51Y-L3LR		
				Blue			K25-51B-L3LR		

Human-Machine Interface

Control Switch


K22,25,30 Series

Product Selection

Operator Type	Shape	Head Type	Contact Form	Color	Selector Type	Operator Function	Part Number	Rated Voltage	
Illuminated Selector Switch (3 Position) + "BA7S" Filament 	Ø25 Round			Red	Maintained		K25-54R	24VDC 110VAC 220VAC	
				Green			K25-54G		
				Yellow			K25-54Y		
				Blue			K25-54B		
				Red	Left Auto		K25-54R-S3L	24VDC 110VAC 220VAC	
				Green			K25-54G-S3L		
				Yellow			K25-54Y-S3L		
				Blue			K25-54B-S3L		
				Red	Right Auto		K25-54R-S3R	24VDC 110VAC 220VAC	
				Green			K25-54G-S3R		
	Yellow	K25-54Y-S3R							
	Blue	K25-54B-S3R							
	Red	Both Auto		K25-54R-S3LR	24VDC 110VAC 220VAC				
	Green			K25-54G-S3LR					
	Yellow			K25-54Y-S3LR					
	Blue			K25-54B-S3LR					
	Ø25 Square				Red	Maintained		K25-55R	24VDC 110VAC 220VAC
					Green			K25-55G	
					Yellow			K25-55Y	
					Blue			K25-55B	
Red					Left Auto		K25-55R-S3L	24VDC 110VAC 220VAC	
Green							K25-55G-S3L		
Yellow							K25-55Y-S3L		
Blue							K25-55B-S3L		
Red					Right Auto		K25-55R-S3R	24VDC 110VAC 220VAC	
Green							K25-55G-S3R		
Yellow	K25-55Y-S3R								
Blue	K25-55B-S3R								
Red	Both Auto		K25-55R-S3LR	24VDC 110VAC 220VAC					
Green			K25-55G-S3LR						
Yellow			K25-55Y-S3LR						
Blue			K25-55B-S3LR						

Product Selection

Operator Type	Shape	Head Type	Contact Form	Color	Selector Type	Operator Function	Part Number	Rated Voltage	
Illuminated Selector Switch (3 Position) + "BA7S - K" LED	Ø25 Round			Red	Maintained		K25-57R	24VDC 110VAC 220VAC	
				Green			K25-57G		
				Yellow			K25-57Y		
				Blue			K25-57B		
				Red	Left Auto		K25-57R-S3L	24VDC 110VAC 220VAC	
				Green			K25-57G-S3L		
				Yellow			K25-57Y-S3L		
				Blue			K25-57B-S3L		
				Red	Right Auto		K25-57R-S3R	24VDC 110VAC 220VAC	
				Green			K25-57G-S3R		
	Yellow	K25-57Y-S3R							
	Blue	K25-57B-S3R							
	Red	Both Auto		K25-57R-S3LR	24VDC 110VAC 220VAC				
	Green			K25-57G-S3LR					
	Yellow			K25-57Y-S3LR					
	Blue			K25-57B-S3LR					
	Ø25 Square				Red	Maintained		K25-58R	24VDC 110VAC 220VAC
					Green			K25-58G	
					Yellow			K25-58Y	
					Blue			K25-58B	
Red					Left Auto		K25-58R-S3L	24VDC 110VAC 220VAC	
Green							K25-58G-S3L		
Yellow							K25-58Y-S3L		
Blue							K25-58B-S3L		
Red					Right Auto		K25-58R-S3R	24VDC 110VAC 220VAC	
Green							K25-58G-S3R		
Yellow	K25-58Y-S3R								
Blue	K25-58B-S3R								
Red	Both Auto		K25-58R-S3LR	24VDC 110VAC 220VAC					
Green			K25-58G-S3LR						
Yellow			K25-58Y-S3LR						
Blue			K25-58B-S3LR						







Human-Machine Interface








Control Switch

K22,25,30 Series

Product Selection

Operator Type	Shape	Head Type	Contact Form	Color	Selector Type	Operator Function	Part Number	Rated Voltage
Non-Illuminated Selector Switch (2 Position)	Ø30 Round	Knob Type	1N/O	Black	Maintained		K30-41K	-
				Red			K30-41R	
				Green			K30-41G	
				Yellow			K30-41Y	
				Blue			K30-41B	
				Black	Spring Return		K30-41K-S2R	
				Red			K30-41R-S2R	
				Green			K30-41G-S2R	
				Yellow			K30-41Y-S2R	
				Blue			K30-41B-S2R	
		Lever Type	1N/O	Maintained		Black	K30-41K-L	-
						Red	K30-41R-L	
						Green	K30-41G-L	
						Yellow	K30-41Y-L	
						Blue	K30-41B-L	
				Spring Return		Black	K30-41K-L2R	
						Red	K30-41R-L2R	
						Green	K30-41G-L2R	
						Yellow	K30-41Y-L2R	
						Blue	K30-41B-L2R	

Product Selection









Operator Type	Shape	Head Type	Contact Form	Color	Selector Type	Operator Function	Part Number	Rated Voltage
Illuminated Selector Switch (2 Position) + "BA7S - K" LED  	Ø30 Round	Knob Type	1N/O	Red	Maintained		K30-44R	24VDC 110VAC 220VAC
				Green			K30-44G	
				Yellow			K30-44Y	
				Blue			K30-44B	
		Red	Spring Return		K30-44R-S2R	24VDC 110VAC 220VAC		
		Green			K30-44G-S2R			
		Yellow			K30-44Y-S2R			
		Blue			K30-44B-S2R			
Illuminated Selector Switch (2 Position) + "BA7S - K" LED 	Ø30 Round	Knob Type	1N/O	Red	Maintained		K30-47R	24VDC 110VAC 220VAC
				Green			K30-47G	
				Yellow			K30-47Y	
				Blue			K30-47B	
		Red	Spring Return		K30-47R-S2R	24VDC 110VAC 220VAC		
		Green			K30-47G-S2R			
		Yellow			K30-47Y-S2R			
		Blue			K30-47B-S2R			

Human-Machine Interface











Control Switch

K22,25,30 Series

Product Selection

Operator Type	Shape	Head Type	Contact Form	Color	Selector Type	Operator Function	Part Number	Rated Voltage		
Non-Illuminated Selector Switch (3 Position)	Ø30 Round	Knob Type	2N/O	Black	Maintained		K30-51K	-		
				Red			K30-51R			
				Green			K30-51G			
				Yellow			K30-51Y			
				Blue			K30-51B			
				Black	Left Auto		K30-51K-S3L	-		
				Red			K30-51R-S3L			
				Green			K30-51G-S3L			
				Yellow			K30-51Y-S3L			
				Blue			K30-51B-S3L			
				Black	Right Auto		K30-51K-S3R	-		
				Red			K30-51R-S3R			
		Green	K30-51G-S3R							
		Yellow	K30-51Y-S3R							
		Blue	K30-51B-S3R							
		Black	Both Auto		K30-51K-S3LR	-				
		Red			K30-51R-S3LR					
		Green			K30-51G-S3LR					
		Yellow			K30-51Y-S3LR					
		Blue			K30-51B-S3LR					
		Lever Type	2N/O	Knob Type	2N/O	Black	Maintained		K30-51K-L	-
						Red			K30-51R-L	
						Green			K30-51G-L	
						Yellow			K30-51Y-L	
Blue	K30-51B-L									
Black	Left Auto						K30-51K-L3L	-		
Red				K30-51R-L3L						
Green				K30-51G-L3L						
Yellow				K30-51Y-L3L						
Blue				K30-51B-L3L						
Black	Right Auto				K30-51K-L3R	-				
Red					K30-51R-L3R					
Green		K30-51G-L3R								
Yellow		K30-51Y-L3R								
Blue		K30-51B-L3R								
Black	Both Auto		K30-51K-L3LR	-						
Red			K30-51R-L3LR							
Green			K30-51G-L3LR							
Yellow			K30-51Y-L3LR							
Blue			K30-51B-L3LR							

Product Selection

Operator Type	Shape	Head Type	Contact Form	Color	Selector Type	Operator Function	Part Number	Rated Voltage
Illuminated Selector Switch (3 Position) + "BA7S" Filament 	Ø30 Round			Red	Maintained		K30-54R	24VDC 110VAC 220VAC
				Green			K30-54G	
				Yellow			K30-54Y	
				Blue			K30-54B	
				Red	Left Auto		K30-54R-S3L	24VDC 110VAC 220VAC
				Green			K30-54G-S3L	
				Yellow			K30-54Y-S3L	
				Blue			K30-54B-S3L	
		Red	Right Auto		K30-54R-S3R	24VDC 110VAC 220VAC		
		Green			K30-54G-S3R			
		Yellow			K30-54Y-S3R			
		Blue			K30-54B-S3R			
		Red	Both Auto		K30-54R-S3LR	24VDC 110VAC 220VAC		
		Green			K30-54G-S3LR			
		Yellow			K30-54Y-S3LR			
		Blue			K30-54B-S3LR			
Illuminated Selector Switch (3 Position) + "BA7S - K" LED 	Ø30 Round			Red	Maintained		K30-57R	24VDC 110VAC 220VAC
				Green			K30-57G	
				Yellow			K30-57Y	
				Blue			K30-57B	
				Red	Left Auto		K30-57R-S3L	24VDC 110VAC 220VAC
				Green			K30-57G-S3L	
				Yellow			K30-57Y-S3L	
				Blue			K30-57B-S3L	
		Red	Right Auto		K30-57R-S3R	24VDC 110VAC 220VAC		
		Green			K30-57G-S3R			
		Yellow			K30-57Y-S3R			
		Blue			K30-57B-S3R			
		Red	Both Auto		K30-57R-S3LR	24VDC 110VAC 220VAC		
		Green			K30-57G-S3LR			
		Yellow			K30-57Y-S3LR			
		Blue			K30-57B-S3LR			









Human-Machine Interface






Control Switch

K22,25,30 Series

Product Selection

Operator Type	Shape	Head Type	Contact Form	Color	Operator Function	Part Number	Rated Voltage
Non-Illuminated Key Switch (2 Position) 	Ø22					K22-61K	
	Ø25	Round	1N/O	Black		K25-61K	-
	Ø30					K30-61K	
Non-Illuminated Key Switch (3 Position) 	Ø22					K22-71K	
	Ø25	Round	2N/O	Black		K25-71K	-
	Ø30					K30-71K	
Non-Illuminated Ø40 Emergency Stop 	Ø22					K22-81R	
	Ø25	Round	1N/C	Red		K25-81R	-
	Ø30					K30-81R	
Illuminated Ø40 Emergency Stop + "BA9S" Filament 	Ø22					K22-84R	
	Ø25	Round	1N/C	Red		K25-84R	24VDC 110VAC 220VAC
	Ø30					K30-84R	
Illuminated Ø40 Emergency Stop + "BA9S+K" LED 	Ø22					K22-87R	
	Ø25	Round	1N/C	Red		K25-87R	24VDC 110VAC 220VAC
	Ø30					K30-87R	
Non-Illuminated Ø45 Flower Head Emergency Stop 	Ø22					K22-81F	
	Ø25	Round	1N/C	Red		K25-81F	-
	Ø30					K30-81F	




Product Selection

Operator Type	Shape	Head Type	Contact Form	Color	Part Number	Rated Voltage	
Non-Illuminated Ø29 Emergency Stop 	Ø22	Round	1N/C	Red	K22-81R-N29	-	
				Green	K22-81G-N29		
				Ø25	Round		1N/C
	Green	K25-81G-N29					
	Ø30	Round	1N/C	Red	K30-81R-N29	-	
				Green	K30-81G-N29		
	Illuminated Ø29 Emergency Stop + "BA9S" Filament 	Ø22	Round	1N/C	Red	K22-84R-N29	24VDC 110VAC 220VAC
					Green	K22-84G-N29	
					Ø25	Round	
Green		K25-84G-N29	24VDC 110VAC 220VAC				
Ø30		Round	1N/C	Red	K30-84R-N29	24VDC 110VAC 220VAC	
				Green	K30-84G-N29		
Illuminated Ø29 Emergency Stop + "BA9S + K" LED 		Ø22	Round	1N/C	Red	K22-87R-N29	24VDC 110VAC 220VAC
					Green	K22-87G-N29	
					Ø25	Round	
	Green	K25-87G-N29	24VDC 110VAC 220VAC				
	Ø30	Round	1N/C	Red	K30-87R-N29	24VDC 110VAC 220VAC	
				Green	K30-87G-N29		

Control Switch

K22,25,30 Series

Product Selection

Operator Type	Shape	Head Type	Contact Form	Color	Part Number	Rated Voltage
Non-Illuminated Ø29 Mushroom Push Button Switch 	Ø22	Round	1N/C	Red	K22-21R-N29	-
				Green	K22-21G-N29	
				Yellow	K22-21Y-N29	
	Ø25	Round	1N/C	Red	K25-21R-N29	-
				Green	K25-21G-N29	
				Yellow	K25-21Y-N29	
	Ø30	Round	1N/C	Red	K30-21R-N29	-
				Green	K30-21G-N29	
				Yellow	K30-21Y-N29	
Illuminated Ø29 Mushroom Push Button Switch + "BA9S" Filament 	Ø22	Round	1N/C	Red	K22-24R-N29	24VDC 110VAC 220VAC
				Green	K22-24G-N29	
				Yellow	K22-24Y-N29	
	Ø25	Round	1N/C	Red	K25-24R-N29	24VDC 110VAC 220VAC
				Green	K25-24G-N29	
				Yellow	K25-24Y-N29	
	Ø30	Round	1N/C	Red	K30-24R-N29	24VDC 110VAC 220VAC
				Green	K30-24G-N29	
				Yellow	K30-24Y-N29	
Illuminated Ø29 Mushroom Push Button Switch + "BA9S + K" LED 	Ø22	Round	1N/C	Red	K22-27R-N29	24VDC 110VAC 220VAC
				Green	K22-27G-N29	
				Yellow	K22-27Y-N29	
	Ø25	Round	1N/C	Red	K25-27R-N29	24VDC 110VAC 220VAC
				Green	K25-27G-N29	
				Yellow	K25-27Y-N29	
	Ø30	Round	1N/C	Red	K30-27R-N29	24VDC 110VAC 220VAC
				Green	K30-27G-N29	
				Yellow	K30-27Y-N29	

Product Selection




Operator Type	Shape	Head Type	Contact Form	Color	Part Number	Rated Voltage
Non-Illuminated Ø40 Mushroom Push Button Switch 	Ø22	Round	1N/C	Red	K22-21R-N40	-
				Green	K22-21G-N40	
				Yellow	K22-21Y-N40	
	Ø25	Round	1N/C	Red	K25-21R-N40	-
				Green	K25-21G-N40	
				Yellow	K25-21Y-N40	
	Ø30	Round	1N/C	Red	K30-21R-N40	-
				Green	K30-21G-N40	
				Yellow	K30-21Y-N40	
Illuminated Ø40 Mushroom Push Button Switch + "BA9S" Filament 	Ø22	Round	1N/C	Red	K22-24R-N40	24VDC 110VAC 220VAC
				Green	K22-24G-N40	
				Yellow	K22-24Y-N40	
	Ø25	Round	1N/C	Red	K25-24R-N40	24VDC 110VAC 220VAC
				Green	K25-24G-N40	
				Yellow	K25-24Y-N40	
	Ø30	Round	1N/C	Red	K30-24R-N40	24VDC 110VAC 220VAC
				Green	K30-24G-N40	
				Yellow	K30-24Y-N40	
Illuminated Ø40 Mushroom Push Button Switch + "BA9S + K" LED 	Ø22	Round	1N/C	Red	K22-27R-N40	24VDC 110VAC 220VAC
				Green	K22-27G-N40	
				Yellow	K22-27Y-N40	
	Ø25	Round	1N/C	Red	K25-27R-N40	24VDC 110VAC 220VAC
				Green	K25-27G-N40	
				Yellow	K25-27Y-N40	
	Ø30	Round	1N/C	Red	K30-27R-N40	24VDC 110VAC 220VAC
				Green	K30-27G-N40	
				Yellow	K30-27Y-N40	

Human-Machine Interface




Control Switch

K22,25,30 Series

Product Selection

Operator Type	Shape	Head Type	Contact Form	Color	Part Number	Rated Voltage
Non-Illuminated Ø65 Mushroom Push Button Switch 	Ø22	Round	1N/C	Red	K22-21R-N65	-
				Green	K22-21G-N65	-
	Ø25	Round	1N/C	Red	K25-21R-N65	-
				Green	K25-21G-N65	-
				Red	K30-21R-N65	-
				Green	K30-21G-N65	-
Illuminated Ø65 Mushroom Push Button Switch + "BA9S" Filament 	Ø22	Round	1N/C	Red	K22-24R-N65	24VDC 110VAC 220VAC
				Green	K22-24G-N65	24VDC 110VAC 220VAC
	Ø25	Round	1N/C	Red	K25-24R-N65	24VDC 110VAC 220VAC
				Green	K25-24G-N65	24VDC 110VAC 220VAC
				Red	K30-24R-N65	24VDC 110VAC 220VAC
				Green	K30-24G-N65	24VDC 110VAC 220VAC
Illuminated Ø65 Mushroom Push Button Switch + "BA9S + K" LED 	Ø22	Round	1N/C	Red	K22-27R-N65	24VDC 110VAC 220VAC
				Green	K22-27G-N65	24VDC 110VAC 220VAC
	Ø25	Round	1N/C	Red	K25-27R-N65	24VDC 110VAC 220VAC
				Green	K25-27G-N65	24VDC 110VAC 220VAC
				Red	K30-27R-N65	24VDC 110VAC 220VAC
				Green	K30-27G-N65	24VDC 110VAC 220VAC

Product Selection

Operator Type	Shape	Head Type	Contact Form	Color	Part Number	Rated Voltage
Non-Illuminated Ø29 Meta Full Guard 	Ø22	Round	1N/C	Red	K22-21R-C29	-
				Green	K22-21G-C29	
				Yellow	K22-21Y-C29	
	Ø25	Round	1N/C	Red	K25-21R-C29	-
				Green	K25-21G-C29	
				Yellow	K25-21Y-C29	
Illuminated Ø29 Meta Full Guard + "BA9S" Filament 	Ø22	Round	1N/C	Red	K22-24R-C29	24VDC 110VAC 220VAC
				Green	K22-24G-C29	
				Yellow	K22-24Y-C29	
	Ø25	Round	1N/C	Red	K25-24R-C29	24VDC 110VAC 220VAC
				Green	K25-24G-C29	
				Yellow	K25-24Y-C29	
Illuminated Ø29 Meta Full Guard + "BA9S + K" LED 	Ø22	Round	1N/C	Red	K22-27R-C29	24VDC 110VAC 220VAC
				Green	K22-27G-C29	
				Yellow	K22-27Y-C29	
	Ø25	Round	1N/C	Red	K25-27R-C29	24VDC 110VAC 220VAC
				Green	K25-27G-C29	
				Yellow	K25-27Y-C29	

Human-Machine Interface




Control Switch

K22,25,30 Series

Product Selection

Operator Type	Shape	Head Type	Contact Form	Color	Part Number	Rated Voltage
Non-Illuminated Ø40 Meta Full Guard	Ø22	Round	1N/C	Red	K22-21R-C40	-
				Green	K22-21G-C40	
				Yellow	K22-21Y-C40	
	Ø25	Round	1N/C	Red	K25-21R-C40	-
				Green	K25-21G-C40	
				Yellow	K25-21Y-C40	
	Ø30	Round	1N/C	Red	K30-21R-C40	-
				Green	K30-21G-C40	
				Yellow	K30-21Y-C40	
Illuminated Ø40 Meta Full Guard + "BA9S" Filament	Ø22	Round	1N/C	Red	K22-24R-C40	24VDC 110VAC 220VAC
				Green	K22-24G-C40	
				Yellow	K22-24Y-C40	
	Ø25	Round	1N/C	Red	K25-24R-C40	24VDC 110VAC 220VAC
				Green	K25-24G-C40	
				Yellow	K25-24Y-C40	
	Ø30	Round	1N/C	Red	K30-24R-C40	24VDC 110VAC 220VAC
				Green	K30-24G-C40	
				Yellow	K30-24Y-C40	
Illuminated Ø40 Meta Full Guard + "BA9S + K" LED	Ø22	Round	1N/C	Red	K22-27R-C40	24VDC 110VAC 220VAC
				Green	K22-27G-C40	
				Yellow	K22-27Y-C40	
	Ø25	Round	1N/C	Red	K25-27R-C40	24VDC 110VAC 220VAC
				Green	K25-27G-C40	
				Yellow	K25-27Y-C40	
	Ø30	Round	1N/C	Red	K30-27R-C40	24VDC 110VAC 220VAC
				Green	K30-27G-C40	
				Yellow	K30-27Y-C40	

Product Selection





Operator Type	Shape	Head Type	Contact Form	Color	Part Number	Rated Voltage
Non-Illuminated Ø40 P-Full Guard 	Ø22	Round	1N/C	Red	K22-21R-B40	-
				Green	K22-21G-B40	
				Yellow	K22-21Y-B40	
	Ø25	Round	1N/C	Red	K25-21R-B40	-
				Green	K25-21G-B40	
				Yellow	K25-21Y-B40	
	Ø30	Round	1N/C	Red	K30-21R-B40	-
				Green	K30-21G-B40	
				Yellow	K30-21Y-B40	
Illuminated Ø40 P-Full Guard + "BA9S" Filament 	Ø22	Round	1N/C	Red	K22-24R-B40	24VDC 110VAC 220VAC
				Green	K22-24G-B40	
				Yellow	K22-24Y-B40	
	Ø25	Round	1N/C	Red	K25-24R-B40	24VDC 110VAC 220VAC
				Green	K25-24G-B40	
				Yellow	K25-24Y-B40	
	Ø30	Round	1N/C	Red	K30-24R-B40	24VDC 110VAC 220VAC
				Green	K30-24G-B40	
				Yellow	K30-24Y-B40	
Illuminated Ø40 P-Full Guard + "BA9S + K" LED 	Ø22	Round	1N/C	Red	K22-27R-B40	24VDC 110VAC 220VAC
				Green	K22-27G-B40	
				Yellow	K22-27Y-B40	
	Ø25	Round	1N/C	Red	K25-27R-B40	24VDC 110VAC 220VAC
				Green	K25-27G-B40	
				Yellow	K25-27Y-B40	
	Ø30	Round	1N/C	Red	K30-27R-B40	24VDC 110VAC 220VAC
				Green	K30-27G-B40	
				Yellow	K30-27Y-B40	

Human-Machine Interface












Control Switch

K22,25,30 Series

Product Selection

Operator Type	Shape	Head Type	Contact Form	Color	Part Number	Rated Voltage
Non-Illuminated Ø65 P-Full Guard 	Ø22	Round	1N/C	Red	K22-21R-B65	-
				Green	K22-21G-B65	
	Ø25	Round	1N/C	Red	K25-21R-B65	-
				Green	K25-21G-B65	
	Ø30	Round	1N/C	Red	K30-21R-B65	-
				Green	K30-21G-B65	
Illuminated Ø65 P-Full Guard + "BA9S" Filament 	Ø22	Round	1N/C	Red	K22-24R-B65	24VDC 110VAC 220VAC
				Green	K22-24G-B65	
	Ø25	Round	1N/C	Red	K25-24R-B65	24VDC 110VAC 220VAC
				Green	K25-24G-B65	
	Ø30	Round	1N/C	Red	K30-24R-B65	24VDC 110VAC 220VAC
				Green	K30-24G-B65	
Illuminated Ø65 P-Full Guard + "BA9S + K" LED 	Ø22	Round	1N/C	Red	K22-27R-B65	24VDC 110VAC 220VAC
				Green	K22-27G-B65	
	Ø25	Round	1N/C	Red	K25-27R-B65	24VDC 110VAC 220VAC
				Green	K25-27G-B65	
	Ø30	Round	1N/C	Red	K30-27R-B65	24VDC 110VAC 220VAC
				Green	K30-27G-B65	
Illuminated Buzzer 	Ø22	Rectangle	-	-	K22-BZ	90VAC - 240VAC 12VDC - 24VDC
	Ø25	Rectangle	-	-	K25-BZ	90VAC - 240VAC 12VDC - 24VDC

Accessory

	Operator Type	Shape	Color	Rated Voltage	Part number
	1a Contact 	-	-	-	CBA
	1b Contact  AC15 DC13	-	-	-	CBB
	※ Positive opening type				
	Maintain Holder	-	-	-	KAL
	Round Waterproof Cover	-	-	-	RCR
	Square Waterproof Cover	-	-	-	RCS
	Filament	-	-	6.3VDC	BA7S
				24VDC	BA9S
	LED	-	Ⓐ	6.3VDC	BA7S-KⒶ
				24VDC	BA9S-KⒶ
	Protection Cover	Ø22	-	-	SC2
		Ø25	-	-	SC5
	Protection Cover	Ø22	Yellow	-	KEG12 □
		Ø25	Red	-	KEG15 □
		Ø30	Orange Green Amber White	-	KEG13 □
	Protection Cover	Ø25	Yellow Red Green	-	KEG35□
		Ø30	White Blue Black Clear	-	KEG33□








Ⓐ - 색상 : 적(Red) / 녹(Green) / 황(Yellow) / 청(Blue) / 흑*(Black) / 백(White)

Human-Machine Interface









Control Switch

K22,25,30 Series

Accessory

	Operator Type	Shape	Color	Rated Voltage	Part number
	Protection Cover	Ø22	-	-	KSC12
		Ø25			KSC15
		Ø30			KSC13
	Name Plate	Ø22	-	-	HP110A
		Ø25			HP110B
	Terminal cover with hole		Clear		KP-10
	Terminal cover without hole		Clear		KP-11
	출타입 트랜스 안전커버		Clear		KP-20
	밀폐타입 트랜스 안전커버		Clear		KP-21
	Name Plate	Ø25	Y		HP111
		Ø30			HP112
		Ø22	Y		HP117A
		Ø25			HP117B
		Ø30			HP117C
		Ø22	Y		HP118A
		Ø25			HP118B
		Ø30			HP118C
		Ø22-Ø30	R, G, Y, A		HP119E
					HP119K
					HP119C
		Ø22-Ø30	Y, W		HP119-1(STOP)
		Ø22-Ø30			

Accessory

Operator Type	Shape	Color	Rated Voltage	Part number	
		Flush mounting	Ø22	Yellow	KEG72
		Safety Guard	Ø25		KEG75
			Ø30		KEG73
		Flush mounting	Ø22	White	KEG72W
		Safety Guard	Ø25		KEG75W
			Ø30		KEG73W
		Safety Guard	Ø22	Yellow	KEG82
			Ø25		KEG85
			Ø30		KEG83
		AL Safety Guard	Ø22	Yellow	KEG92
			Ø25		KEG95
			Ø30		KEG93

HP119 name panel is also suitable with KEG8 series
 - Example of usage

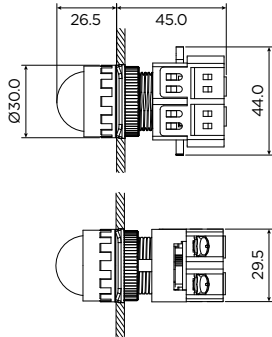


Human-Machine Interface

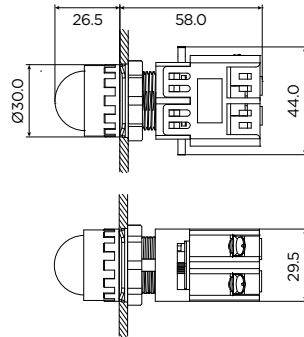
Dimension (K22, K25, K30 - Body)

Unit : mm

DC Pilot Light

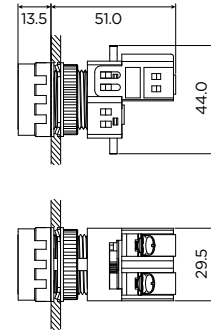


AC Pilot Light



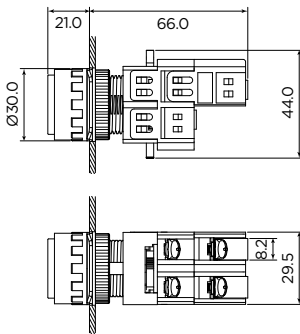
Non-Illuminated Switch

(Momentary Push Button, Selector, Emergency Stop, Mushroom Push button, Key)



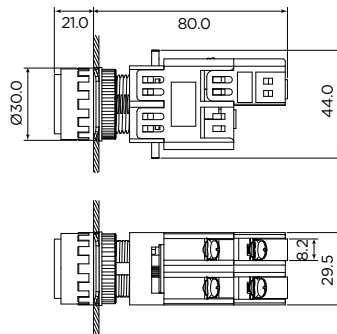
DC Illuminated Switch

(Push, Selector, Emergency Stop, Mushroom Push button, Full Guard)

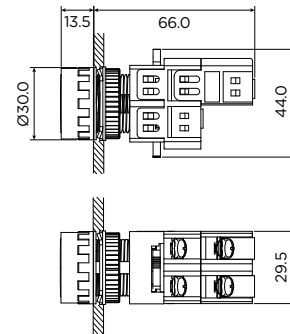


AC Illuminated Switch

(Push, Selector, Emergency Stop, Mushroom Push button, Full Guard)



Non-Illuminated Push Button Switch



Control Switch

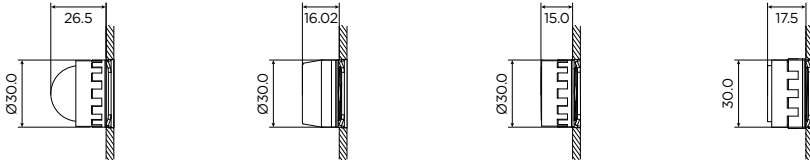
K22,25,30 Series

Dimension (K22, K25 - Head)

Unit : mm

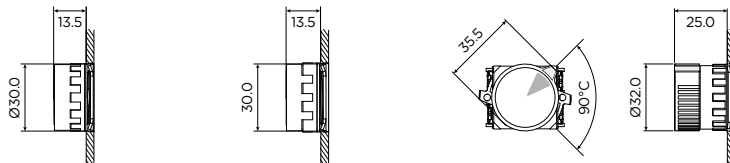
Pilot Light(AC/DC)

Round RX RF Square



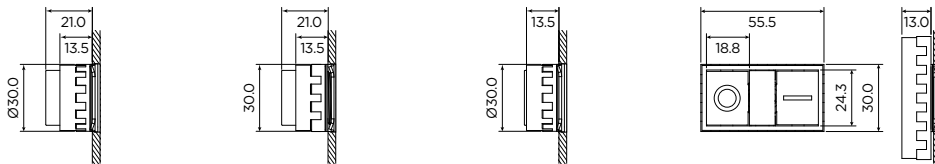
Non-Illuminated Push Button(Momentary/Maintained)

Round Square Push Selector



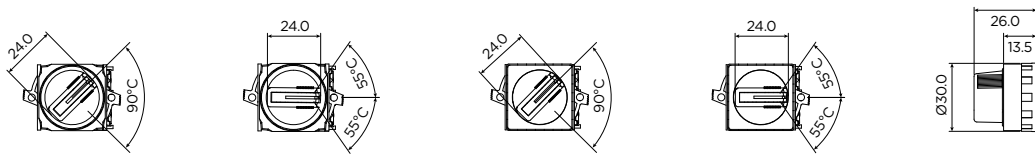
Illuminated Push Button (AC/DC)

Round Square RF I/O



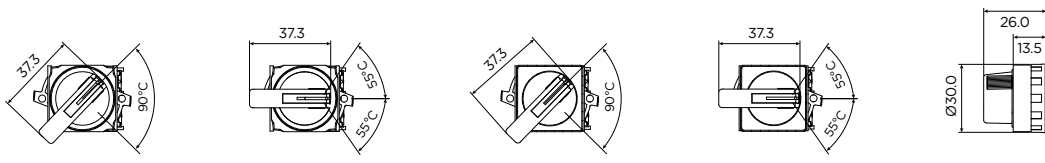
Non-Illuminated Knob Type Selector

2 Position Round 3 Position Round 2 Position Square 3 Position Square



Non-Illuminated Lever Type Selector

2 Position Round 3 Position Round 2 Position Square 3 Position Square



Control Switch

K22,25,30 Series

Dimension (K22, K25 - Head)

Unit : mm

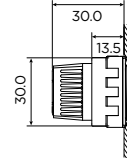
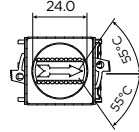
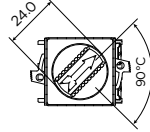
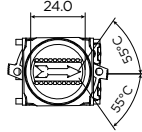
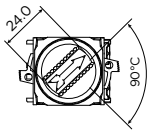
Illuminated Knob Type Selector (AC/DC)

2 Position Round

3 Position Round

2 Position Square

3 Position Square

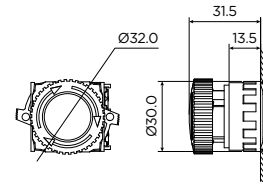
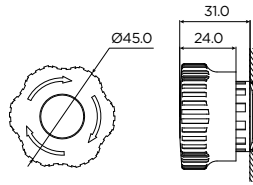
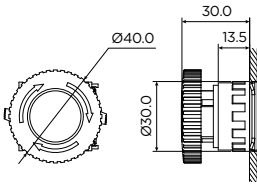


Emergency Stop

Ø40

Ø45

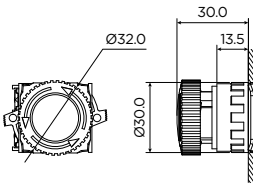
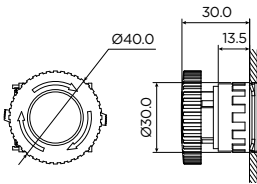
Ø29



Illuminated Emergency Stop (AC/DC)

Ø40

Ø29

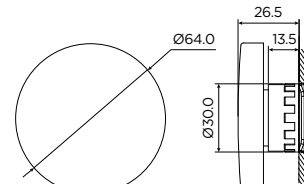
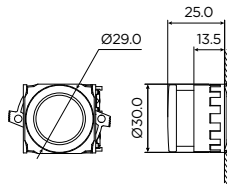
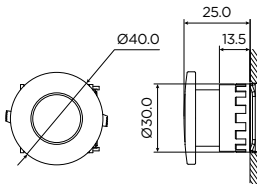


Mushroom Push Button

Ø40

Ø29

Ø65

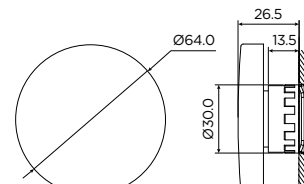
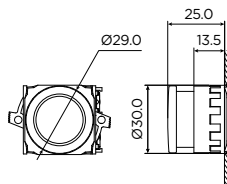
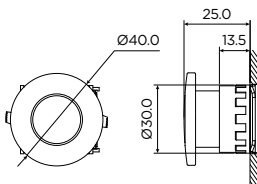


Illuminated Mushroom Push Button (AC/DC)

Ø40

Ø29

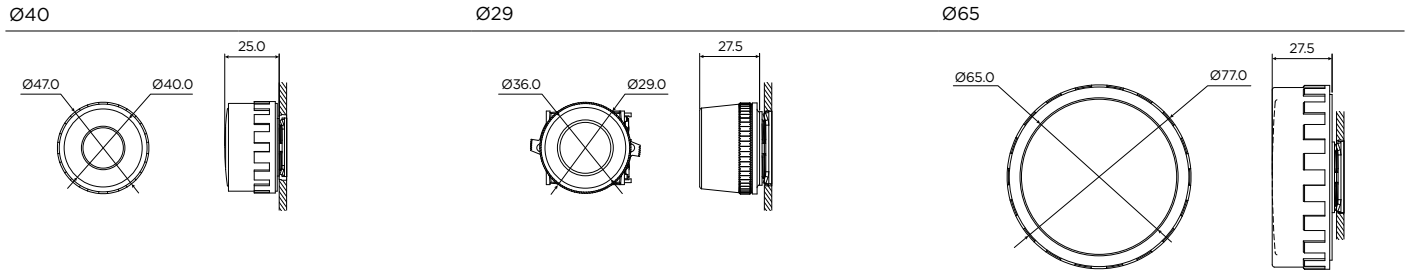
Ø65



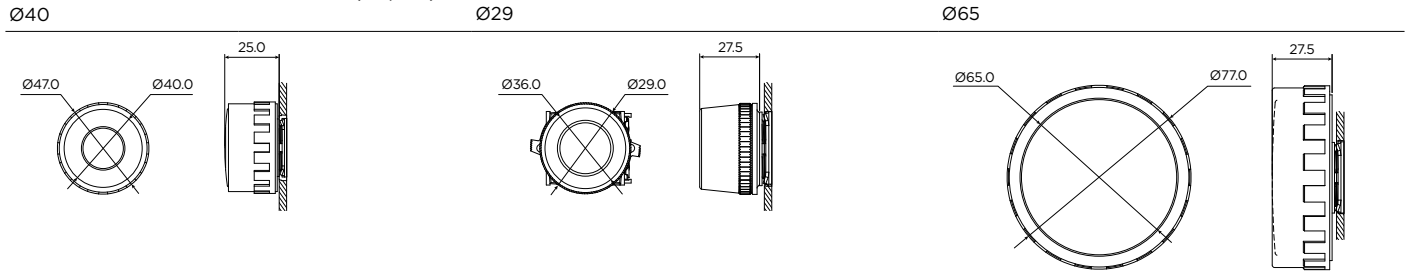
Dimension (K22, K25 - Head)

Unit : mm

Full Guard Push Button

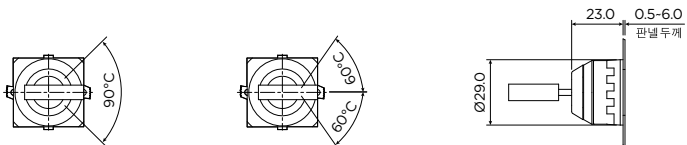


Illuminated Full Guard Push Button (AC/DC)



Key

2 Position 3 Position



Human-Machine Interface

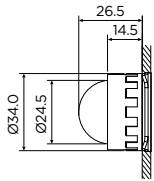
Control Switch

K22,25,30 Series

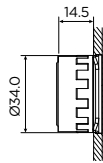
Dimension (K30 - Head)

Unit : mm

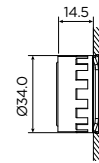
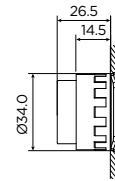
Pilot Light (AC/DC)
Round



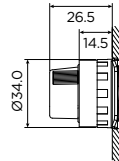
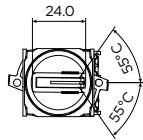
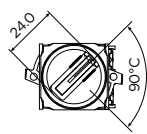
Non-Illuminated Push Button (Momentary/Maintained)
Round



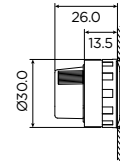
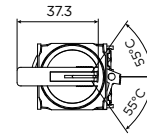
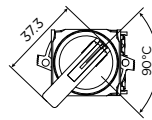
Illuminated Push Button (AC/DC)
Round RF



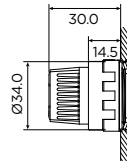
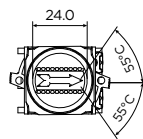
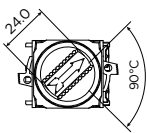
Non-Illuminated Knob Type Selector
2 Position Round 3 Position Round



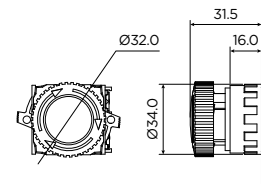
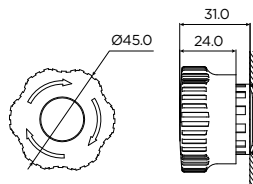
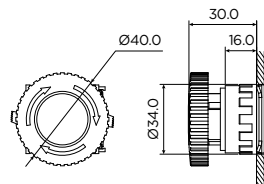
Non-Illuminated Lever Type Selector
2 Position Round 3 Position Round



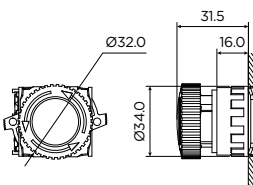
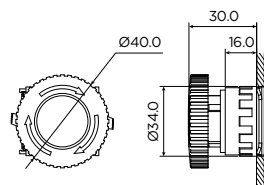
Illuminated Knob Type Selector (AC/DC)
2 Position Round 3 Position Round



Emergency Stop
Ø40 Ø45 Ø29



Illuminated Emergency Stop (AC/DC)
Ø40 Ø29



Dimension (K30 - Head)

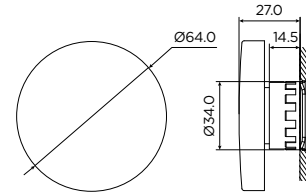
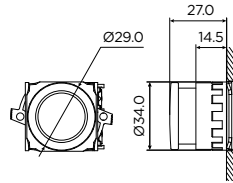
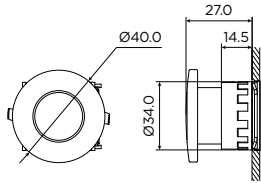
Unit : mm

Mushroom Push Button

Ø40

Ø29

Ø65

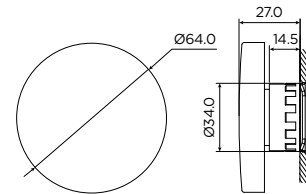
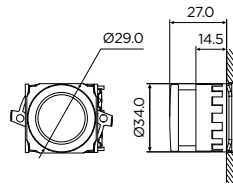
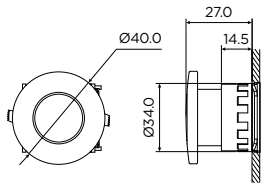


Illuminated Mushroom Push Button (AC/DC)

Ø40

Ø29

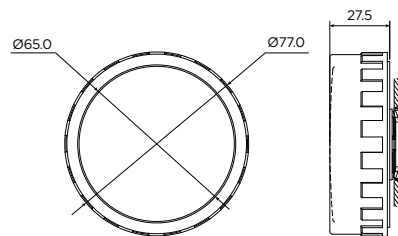
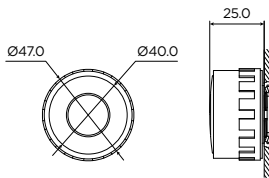
Ø65



Full Guard Push Button

Ø40

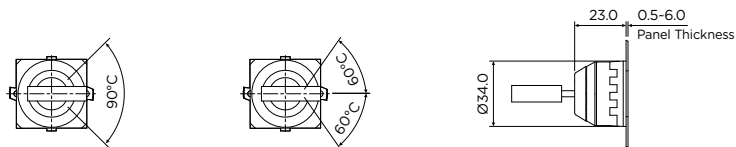
Ø65



Key

2 Position

3 Position



Human-Machine
Interface

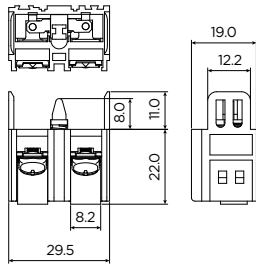
Control Switch

K22,25,30 Series

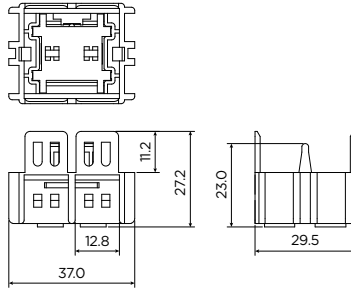
Accessory

Unit : mm

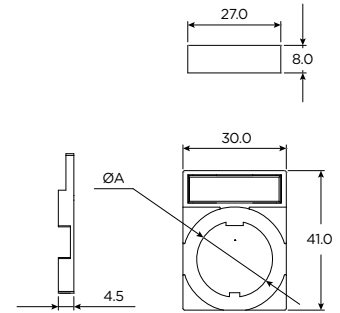
Contact



Maintain Holder

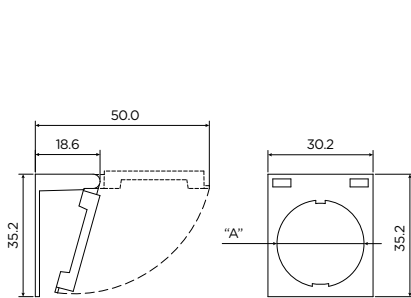


Name Plate

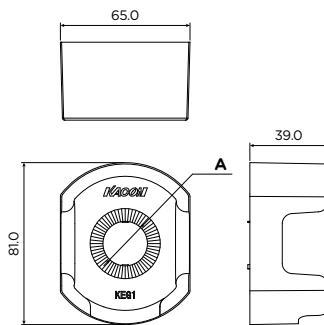


A	HP110A Ø22
	HP110A Ø25

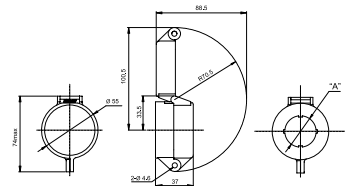
Protection Cover



Model	"A"
SC2	Ø22
SC5	Ø25



model	KEG12 K22	KEG15 K25	KEG13 K30
A	Ø22	Ø25	Ø30
B	19.0	22.0	26.0
C	Ø31.0	Ø35.0	Ø42.0
D	Ø22.0	Ø25.0	Ø30.0
E	27.0	31.0	37.0
F	15.0	17.0	20.5

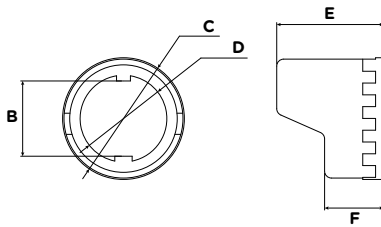


Model	"A"
KEG32	Ø22
KEG35	Ø25
KEG33	Ø30

Accessory

Unit : mm

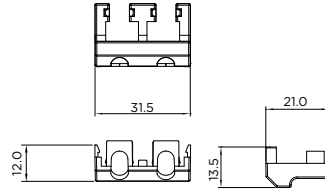
Protection Cover



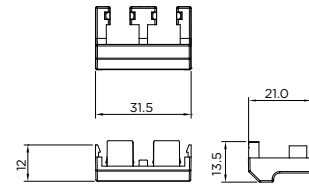
model	KSC12	KSC15	KSC13
	Ø22	Ø25	Ø30

Terminal cover

KP-10

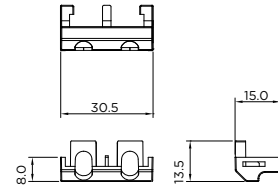


KP-11

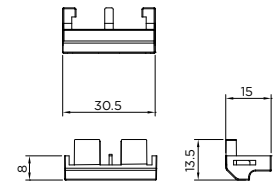


Power terminal cover

KP-20

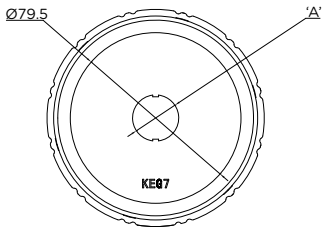


KP-21



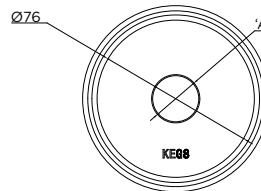
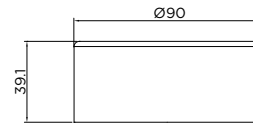
Safety Guard

KEG 7 Series



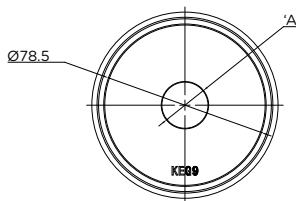
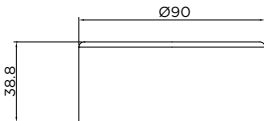
Model	'A'
KEG72	Ø22
KEG75	Ø25
KEG73	Ø30

KEG 8 Series



Model	'A'
KEG82	Ø22
KEG85	Ø25
KEG83	Ø30

KEG 9 Series




Model	'A'
KEG92	Ø22
KEG95	Ø25
KEG93	Ø30

Control Switch

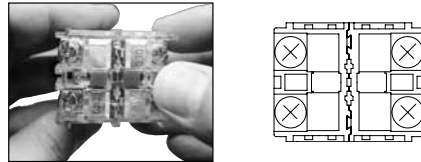
K22,25,30 Series

Pre-Caution

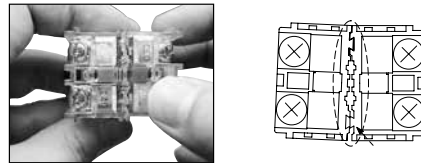
- K series is a separable unit that consists of operating, trans and contact units.
The operating unit, which is separated from the transformer unit, is mounted on the panel, and then the trans unit is mounted and wiring is easily conducted.
- Separate the operating unit from the trans unit after push the separation lever, mount the operating unit on the panel first, and then attach the trans and contact units.



- Be sure to push the separation lever before separating the operating unit from the trans unit.
Excessive force may damage the product.
- When adding additional contacts, check if the connection is firm.
Poor connection may lead to operation errors and contact separation.



(O)




(X)

- All K series operating units have anti-rotation fixtures.
Attach the fixing ring and anti-rotation fixture close to each other to prevent the rotation of the operating unit and the loosening of the fixing ring.




K22/25-21S (Push-selector switch) Direction indicator pin replacement

● Inserting the direction indicator pin




① Hold the pin with its flat surface upward.



② The lateral projection of the pin engages with the projection in the knob.



③ Push the pin in the arrow direction with a 20° inclination.



④ Press the pin with a finger until the click sound is heard.



⑤ The direction indicator pin is fully inserted.

● Removing the direction indicator pin



① Insert a driver or awl vertically at the arrowed point.



② Erect the tool in the arrowed direction to separate the pin.



③ The direction indicator pin is replaced with another one in different color.

● Diverse colors for the direction indicator pins



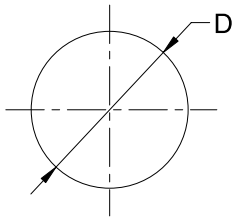
Direction indicator pins come in four colors to ensure high-quality design. Yellow, blue, orange, and white

Finger Touch cover mounted as standard



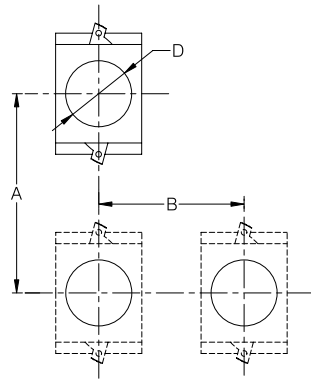
Panel Cut-Out / Mounting Dimension

Panel Cut-Out



※ Panel Thickness 0.5-6mm

Panel Mounting Dimension



Space Dimension

		Ø22	Ø25	Ø30
D Panel Hole		Ø22.5(+0.4)	Ø25.5(+0.4)	Ø30.5(+0.4)
A Space		min 60		
B Space	Round	min 40		
	Square	min 40		
	Ø29 Mushroom	min 40		
	Ø40 Mushroom (Reset)	min 45		
	Ø29 Full Guard	min 40		
	Ø40 Full Guard	min 60		
	Selector	min 40		
	Long Lever Selector	min 50		